

Bowhunter Education Homework Worksheet



New York State Department of Environmental Conservation Sportsman Education Program

Name _____
Date of Birth _____
Course Date & Time _____
Course Location _____
Phone or Email for Course Information _____

- Check with instructor first for home study instructions. (Many courses do not use home study.)
- There will be another written exam at the course covering information in the homework as well as information taught at the course. Students who can do better on a written exam by having it read to them should tell the instructor before the course.
- For general information about the Sportsman Education Program, call toll-free 1-888-HUNT-ED2 or visit the Sportsman Education website at www.dec.ny.gov/outdoor/7860.html

Chapter 1

1. Name two individuals who played an important role in the development of modern bowhunting.
 - i. _____
 - ii. _____
2. List two benefits of bowhunting.
 - i. _____
 - ii. _____
3. List two special challenges that set bowhunting apart from hunting with modern firearms.
 - i. _____
 - ii. _____
4. Name two funding sources for bowhunter education.
 - i. _____
 - ii. _____

Chapter 2

1. Wildlife conservation ensures that _____.
 - a. hunting seasons established by Kublai Khan will continue.
 - b. no animals are ever harvested.
 - c. natural resources can be drawn on despite unwise use.
 - d. renewable resources can replenish themselves indefinitely.
2. Wildlife preservation _____.
 - a. allows for the consumptive use of natural resources.
 - b. is a Biblical rule for saving natural resources.
 - c. saves natural resources but with no consumptive use of them.
 - d. allows hunting of endangered species.
3. A habitat for wildlife must include _____.
 - a. space, arrangement, food, cover, and water.
 - b. brush and rocks, predators, water, and space.
 - c. space, vegetation, food, and resting and breeding places.
 - d. cover, predators, large area, arrangement, and food.
4. The "carrying capacity" of a wildlife area is the _____.

5. List four factors that can limit the potential production of wildlife.
 - i. _____
 - ii. _____
 - iii. _____
 - iv. _____
6. Hunting is an effective wildlife conservation tool because _____.
 - a. funding from hunting licenses helps many game and non-game species recover from dwindling populations.
 - b. hunters play an important role by supplying wildlife managers with needed information from the field.
 - c. hunting contributes to threatened or endangered wildlife.
 - d. both a. and b.
7. By continuously monitoring the birth rate and death rate of various species and the condition of their habitat, wildlife managers _____.
 - a. know how to set hunting regulations and determine if other management practices are needed to conserve wildlife species.
 - b. know when to ignore hunting regulations they set earlier.
 - c. can obtain data to eliminate wildlife species.
 - d. both b. and c.
8. It is critical that hunters are able to identify wildlife correctly so that they don't mistakenly _____.
 - a. harvest illegal game animals or non-game animals.
 - b. confuse horns with antlers.
 - c. confuse cloven hooves with cud chewers.
 - d. confuse meat-eating animals with those that eat meat as well as plants.

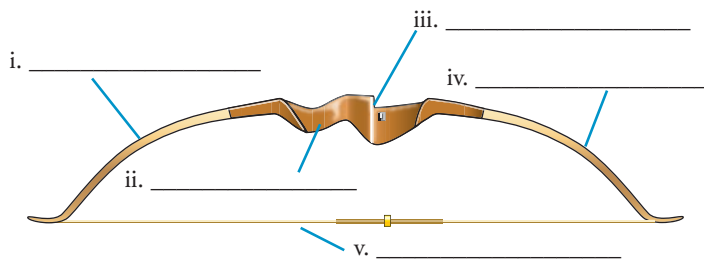
Chapter 3

1. List two bowhunting safety rules.
 - i. _____
 - ii. _____
2. List three words that describe a responsible bowhunter.
 - i. _____
 - ii. _____
 - iii. _____
3. The "rule of first blood" states that if two hunters each fire an arrow into an animal, the one who can claim the animal is the first to _____.

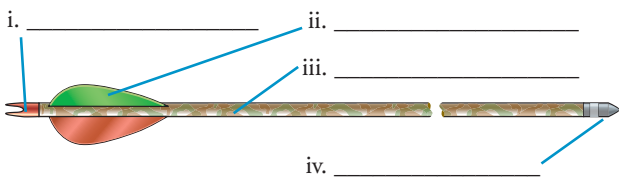
4. Give three reasons for bowhunting laws and regulations.
 - i. _____
 - ii. _____
 - iii. _____
5. Where can you typically obtain a copy of your state or provincial bowhunting regulations? _____
6. The “unwritten laws” of hunting also are described as _____.
 - a. rules. c. ethics.
 - b. regulations. d. statutes.
7. List three bowhunter actions that lead to negative perceptions and anti-hunting sentiment.
 - i. _____
 - ii. _____
 - iii. _____
8. List three bowhunter actions that present a positive public image.
 - i. _____
 - ii. _____
 - iii. _____

Chapter 4

1. The three styles of bows used by today’s bowhunters are the _____, _____, and _____.
2. Label the basic parts of a bow.



3. Draw length is _____
4. Draw weight is _____
5. The staff at a _____ shop will help you measure your draw length and draw weight.
6. Proper bow selection and fit are essential for maximum _____ and _____ when bowhunting.
7. An arrow must be matched to your bow because mismatched arrows may not fly _____ or _____.
8. Label the basic parts of an arrow.



9. Arrows shafts are made of _____, _____, _____, and _____.

10. The best bowfishing arrow is made of _____.
 - a. aluminum. c. solid fiberglass.
 - b. carbon. d. wood.
11. _____ makes the arrow spin in flight and gives it stability.
 - a. Flu-flu c. Fletching
 - b. A hunting point d. Balance
12. The choice of arrow point is determined by _____.
13. If you are bowhunting deer, use a _____ arrow point.
 - a. field c. blunt
 - b. Judo® d. broadhead
14. The three accessories that are essential when shooting bows and arrows are the _____, _____, and _____.
15. Three optional accessories include _____, _____, and _____.

Chapter 5

1. Your clothing must not only protect you from the elements and rough terrain, but it also should meet the special requirements of bowhunting, which include _____ noise and _____ fit.
2. The use of wicking underwear allows the bowhunter to stay _____ and _____.
3. The purpose of camouflage clothing is to break up the _____ of the hunter.
4. The most important thing a bowhunter can do to become a proficient shot is _____.
5. List the six basic steps for shooting with a bow and arrow.
 - i. _____
 - ii. _____
 - iii. _____
 - iv. _____
 - v. _____
 - vi. _____
6. The anchor point is the position where your shooting hand _____.
7. To ensure _____, make sure your bowstring hand comes to the anchor point each time you shoot.
 - a. maximum power c. proper spin
 - b. accuracy d. safety
8. When aiming with a bow sight, you must have the proper _____, which is the correct alignment of target, front sight, and rear sight.
9. Most bows can be “tuned” by adjusting the _____ (up or down) and the _____ (side to side).
10. List two common bowshooting errors.
 - i. _____
 - ii. _____
11. List three things you should do to prepare for a hunt effectively during advanced archery practice.
 - i. _____
 - ii. _____
 - iii. _____
12. What type of target is used when practicing actual distance judging? _____

13. _____ is determining yardage by comparing the relationship between a distant animal and your fingers or a part of your bow.
 - a. Actual distance judging
 - b. Subtending
 - c. Markers
 - d. Range finders
14. Understanding your _____ will increase your hunting success.

Chapter 6


1. Identify two methods of bowhunting.
 - i. _____
 - ii. _____
2. What is an advantage of still hunting?

3. List two advantages of hunting from pit blinds.
 - i. _____
 - ii. _____
4. List two advantages of hunting from elevated stands.
 - i. _____
 - ii. _____
5. The most popular way to hunt white-tailed deer with a bow and arrow is from _____.
 - a. ground blinds.
 - b. pit blinds.
 - c. an elevated stand.
 - d. stalking.
6. List three types of manufactured portable stands.
 - i. _____
 - ii. _____
 - iii. _____
7. According to a study of Vermont and North Carolina hunters, which type of typical bowhunting accident has the highest potential for fatalities? _____
8. The National Bowhunter Education Foundation recommends wearing a Fall Arrest System that includes a _____.
9. Apply cover scents to skin, _____, or _____ to reduce human odor by neutralizing or hiding it with a natural competitive scent.
10. _____ work by offering animals a tempting odor.
11. List four basic types of game calls that will attract wildlife.
 - i. _____
 - ii. _____
 - iii. _____
 - iv. _____
12. Name two special items that you need for bowfishing.
 - i. _____
 - ii. _____

Chapter 7

1. Broadhead-tipped arrows deliver a _____ impact that kills by cutting vital _____.
 - a. proper timing of the shot.
 - b. shooting within effective range.
 - c. proper shot angle.
 - d. all of the above.
2. Proper shot placement is critical in bowhunting because an arrow must be precisely placed for a _____, _____ kill.
3. In big game animals, the primary target area lies within the animal's _____.
4. Proper shot selection involves _____.
 - a. proper timing of the shot.
 - b. shooting within effective range.
 - c. proper shot angle.
 - d. all of the above.


5. The shot angle is the angle at which the animal is standing in relation to the _____.
6. The best shot angle for the largest game, such as elk, moose, and bear, is typically _____.
 - a. head-on.
 - b. quartering toward.
 - c. broadside.
 - d. rear-end.
7. The best shot angle for deer-size animals is _____.
 - a. head-on.
 - b. quartering away.
 - c. quartering toward.
 - d. rear-end.
8. Give two reasons why the quartering-toward angle is not a good shot.
 - i. _____
 - ii. _____
9. When bowhunting, you should never take a shot when a deer or other big game is looking _____.
10. Put an "X" over the correct aiming spot on the animals below.



11. "Jumping the string" refers to _____.
 - a. premature release of the string.
 - b. jerking the string before the shot.
 - c. an animal's reaction to the sound of the bow upon release of the arrow.
 - d. the string coming loose from the limb of the bow.
12. Once you shoot an animal, you have a responsibility to _____ it.
13. If you are sure you have a solid chest hit, wait _____ - _____ minutes before following; if it's a gut hit, wait _____ - _____ hours.
14. The color and character of blood and bodily fluids found on the trail of wounded game tell you where the arrow hit. Match the following.

___ a. bright red blood	1. veins
___ b. dark blood	2. intestines
___ c. frothy, bubbly blood	3. arteries
___ d. greenish fluid	4. lungs
15. The best way to approach downed game is _____.
 - a. from the front.
 - b. poke it with your bow.
 - c. shoot again to make sure it's dead.
 - d. from the rear.
16. List three items that should be included in your fanny pack or backpack to field dress game properly if you are far from camp or home.
 - i. _____
 - ii. _____
 - iii. _____
17. Name the three factors that contribute to spoiled meat.
 - i. _____
 - ii. _____
 - iii. _____
18. When field dressing an animal, it's important not to cut open any _____.
19. Give two reasons for covering harvested animals when transporting them in a vehicle.
 - i. _____
 - ii. _____

20. Circle the correct action to take in the situations below.



a. Shoot Don't Shoot



c. Shoot Don't Shoot



b. Shoot Don't Shoot




d. Shoot Don't Shoot

Chapter 8

- The primary reason a bowhunter needs a hunting plan is for _____.
 - unplanned events.
 - directions to your destination.
 - listing the time you expect to return.
 - complying with hunting laws.
- Bowhunters face three primary hazards that may result in serious injuries: _____, _____, and long-term exposure.
- List four basic necessities to carry in a survival kit.
 - _____
 - _____
 - _____
 - _____
- Keep broken bones stable by immobilizing them with _____.
- The best control of serious bleeding is _____.
 - a tourniquet.
 - an ace bandage.
 - direct pressure.
 - water.
- The best thing to do if an arrow remains in the victim's body is to _____.
 - try to remove it.
 - immobilize it.
 - clean the wound.
 - leave it there.
- To let your companions know you have fallen, you should _____.
 - yell for help.
 - signal them with three blasts on a whistle.
 - make an "X" in the snow, grass, or sand.
 - call them on your cell phone.
- On a topographic map, contour lines show the _____ of the ground.

9. An orienteering compass has these five basic features:



- The difference between true north and magnetic north is called _____.
- When you think you are lost, remember the four STOP steps that stand for _____, _____, _____, and _____.
- If you are lost, _____ will help the most.
 - high-energy food bars and trail mix
 - map and GPS unit
 - matches and plenty of wood
 - signaling device and space blanket
- If you get lost, look for a natural shelter, such as a _____ or a thick stand of evergreens.
- Before starting a fire, you should _____.
 - gather everything you need.
 - pile fine twigs, grass, or bark shavings loosely as a base.
 - shave dry wood from the inside of tree bark.
 - all the above.
- The international emergency sign for distress is _____.
 - four repetitions of any signal.
 - three blasts on a whistle.
 - an SOS signal.
 - three repetitions of any signal.
- _____ is the best way to purify water.
- The lowering of the body's core temperature is called _____.
 - hypothermia.
 - hyperthermia.
 - hypoglycemia.
 - hyperactivity.
- Heat exhaustion occurs when the core body temperature increases, usually as a result of _____ and _____ conditions plus a lack of water.
- One of the best ways to prevent heat exhaustion is to _____.
 - stay out of the sun from 10 a.m. to 2 p.m.
 - drink plenty of water.
 - wear a hat.
 - eat cold food.
- The most important tool in a survival situation is your _____.